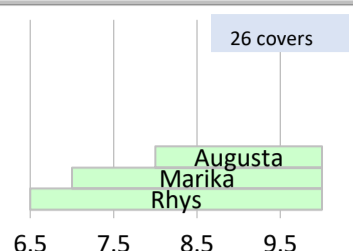
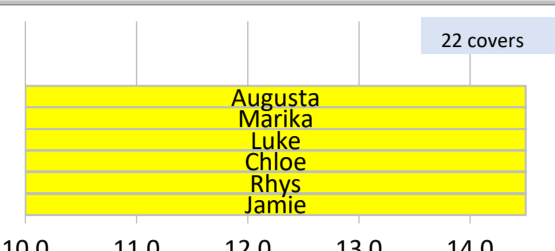

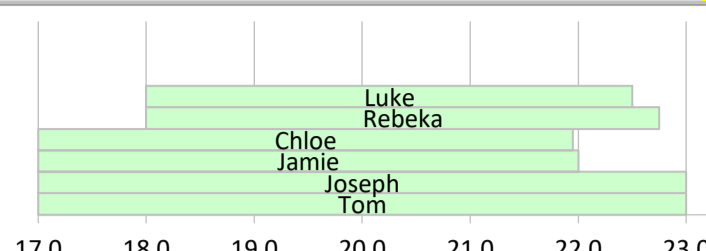



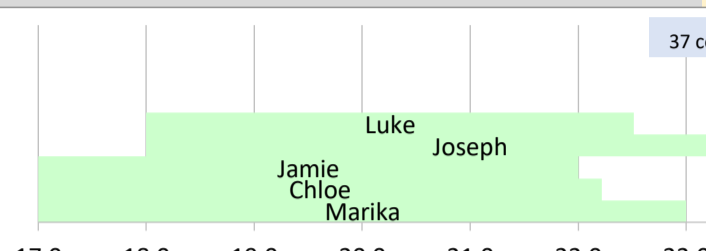



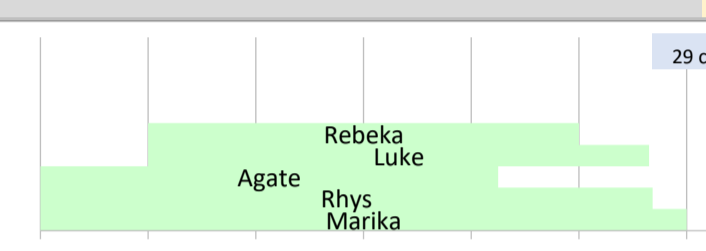

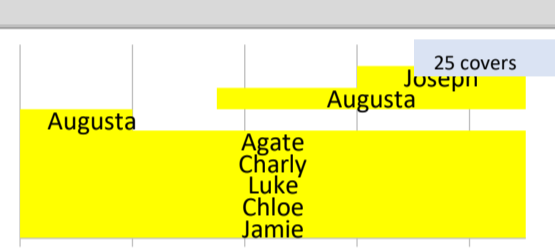

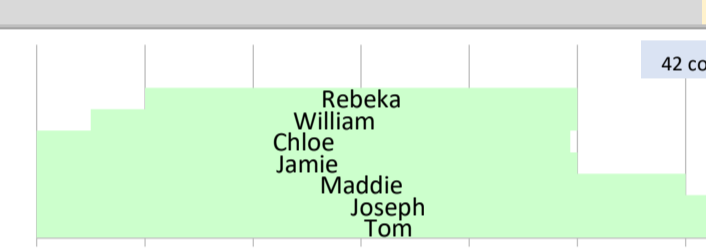



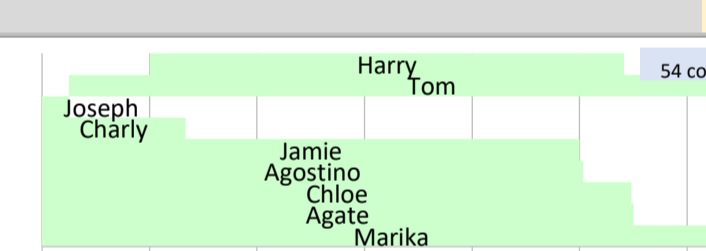



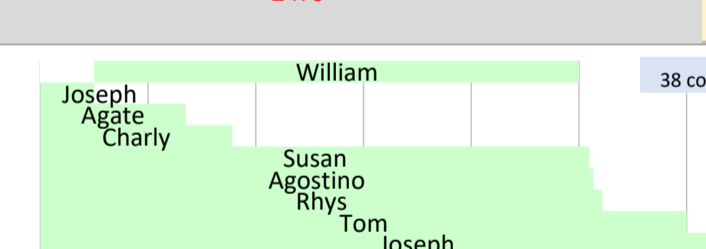






# F&B 7 day summary

COVERS	Breakfast	Lunch	Tea	Dinner	AVG 26%
Tuesday 08-Jun-21					
Staff cost%	24%	35%	47%	18%	26%
FnB Sales	£406	£766	£279	£1,573	£3,023
Wages	-£96	-£272	-£131	-£285	-£783
CoS					£0
Wednesday 09-Jun-21					
Staff cost%	15%	41%	27%	16%	23%
FnB Sales	£557	£751	£473	£1,714	£3,494
Wages	-£83	-£310	-£128	-£276	-£798
CoS					
Thursday 10-Jun-21					
Staff cost%	32%	69%	85%	21%	38%
FnB Sales	£435	£492	£192	£1,336	£2,455
Wages	-£140	-£341	-£163	-£279	-£923
CoS	-£27				
Friday 11-Jun-21					
Staff cost%	31%	40%	46%	23%	31%
FnB Sales	£438	£771	£407	£1,719	£3,334
Wages	-£137	-£312	-£186	-£388	-£1,023
CoS	-£38				
Saturday 12-Jun-21					
Staff cost%	31%	33%	44%	20%	26%
FnB Sales	£424	£1,036	£461	£2,432	£4,353
Wages	-£130	-£337	-£202	-£479	-£1,147
CoS	-£23				
Sunday 13-Jun-21					
Staff cost%	27%	51%	22%	15%	24%
FnB Sales	£422	£583	£659	£1,757	£3,421
Wages	-£115	-£297	-£142	-£258	-£813
CoS	-£21				
Monday 14-Jun-21					
Staff cost%	24%	26%	28%	16%	21%
FnB Sales	£388	£958	£552	£1,669	£3,567
Wages	-£91	-£253	-£153	-£269	-£766
CoS	-£27				

## 7-day Staff Cost Average 26%